

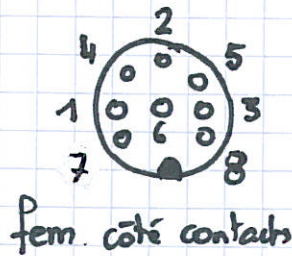
Appareil de mesure

Sonde de temp

Connect DIN 41524  
8 pol 45° fem

PM 2518X

PM 9249



Connect. Sonde  
male Mas 8DS

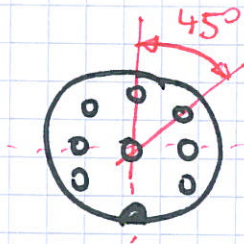
Appareil de mesure

Sonde de temp

Connect. DIN 41524  
8 pol 45° fem

PM 2525

+ PM 2534



Connect. Sonde  
male Mas 8DS

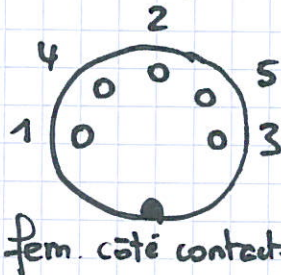
Appareil de mesure

Sonde de temp

Connect. DIN 41524  
5 pol 45° fem

PM 2517X

PM-9244 et PM-9248



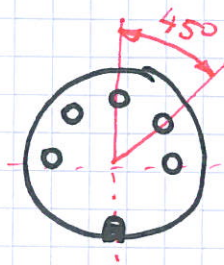
Connect. Sonde  
male Mas 5DS

Appareil de mesure

Sonde de temp

Connect. DIN 41524  
5 pol 45° fem

PM 2522A (EUN 295)




Connect. Sonde  
male Mas 5DS

MESURE SONDE TEMPERATURE PT100

Voir feuille avec numéro de cde DISTRELEC

18/6/2006

## Connecteur blindés DIN 41524 $\phi$ cable 5,5mm



mâle

Mas 50 S

5 pol 45°

Distrelec M 01 36



♀

Mak 50 S

5 pol 45°

Distrelec M 01 27

Mas 80 S

8 pol 45°

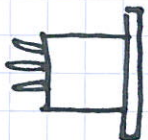
Distrelec M 01 39

Mak 80 S

8 pol 45°

Distrelec M 01 58

## Prise à encastrer blindée DIN 41524



♀



Mab 5 S

5 pol 45°

Distrelec M 01 21

Mab 8 S

5 pol 45°

Distrelec M 01 75

MESURE SONDE DE TEMPERATURE PT 100